

Clitoria_ternatea_flower_as_natural_dyes_for_Dye-s.pdf

by

FILE	CLITORIA_TERNATEA_FLOWER_AS_NATURAL_DYES_FOR_DYE-S.PDF (214.48K)		
TIME SUBMITTED	20-MAY-2020 05:51PM (UTC+0700)	WORD COUNT	2783
SUBMISSION ID	1328351384	CHARACTER COUNT	15268

PAPER · OPEN ACCESS

Clitoria ternatea flower as natural dyes for Dye-sensitized solar cells

To cite this article: Azwar Hayat *et al* 2019 *IOP Conf. Ser.: Mater. Sci. Eng.* **619** 012049

View the [article online](#) for updates and enhancements.

Clitoria ternatea flower as natural dyes for Dye-sensitized solar cells

Azwar Hayat^{1*}, A. Erwin E. Putra¹, Novriany Amaliyah¹, and Shyam. S. Pandey²

¹Mechanical Engineering Department, Faculty of Engineering, Hasanuddin University, Poros Malino Km. 6 Gowa, South Sulawesi, Indonesia.

²LSSE, Kyushu Institute of Technology, Japan, 2-4 Hibikino, Wakamatsu-ku, Kitakyushu-shi, Fukuoka, Japan.

*azwar.hayat@unhas.ac.id

Abstract. *Clitoria ternatea* flowers have been investigated as a natural sensitizer in Dye-sensitized solar cell (DSSC). Dried *C. ternatea* flowers were immersed in ethanol for 48 hours in dark room to obtain anthocyanin pigments. We compared the photovoltaic performance of the sensitizers with Titanium dioxide (TiO₂) only and TiO₂ with scattering layers. *C. ternatea* dyes have higher Power Conversion Efficiency (PCE) when applied in TiO₂ with scattering layers compared to standard TiO₂ semiconductors. Scattering layer (SL) has increased the light path inside the photo-anode film that doubled the short-circuit current (J_{sc}) and enhanced the open circuit voltage (V_{oc}) compared to TiO₂ based cell without the SL. In conclusion, from the result, higher electron injections can be achieved by light management on photo-anode film with scattering layers as one of strategy to enhance the efficiency for further low cost and environment-friendly solar cell.

16

1. Introduction

Dye-sensitized solar cells (DSSCs) are gaining more attention due to their relatively lower cost of production [1]. DSSCs consist of two electrodes sandwich together filled with electrolyte. Both working and counter electrode are supported with conductive glass mainly made of Fluorine doped Tin Oxide (FTO). The Working electrode is made of FTO glass coated with thin layer of semiconductor materials such as Titanium dioxide (TiO₂), Tin dioxide (SnO₂), Zinc oxide (ZnO), etc [2-7]. Thin layer of semiconductor is covered with dye as electrons generator [8]. Counter electrode is made of FTO glass coated with thin layer of carbon, Graphene or platinum [9-11]. In order to maintain the electron regeneration, Electrolyte is employed between working and counter electrode. It is made of redox couple such as iodide/tri-iodide [12], Co(II)/Co(III)[13], etc. In DSSCs, one of the main components to increase the efficiency is dye sensitizer. Ruthenium-based sensitizer is the most widely used in DSSCs research area now. Ruthenium-based as well as metal free dyes have been reported having photon harvesting area mainly in the visible region of solar spectrum [14]. The difficulties of synthesize and higher price of ruthenium dyes made researcher effort to find out organic or inorganic dyes as co-sensitizer to fill the gap in ruthenium dye [15-18]. Ruthenium dyes are manufactured in sophisticated ways that raise the cost of the DSSC. Most of the sensitized dyes need anchoring groups in order to attach in nanoporous surface. In order to attach dyes on TiO₂ semiconductor surface, it could be accomplished by several types of bonding, for example, hydrophobic and covalent bonding [19]. Natural dye has been used for decades in industries. In DSSC, dyes from the plant as sensitizer



Content from this work may be used under the terms of the [Creative Commons Attribution 3.0 licence](https://creativecommons.org/licenses/by/3.0/). Any further distribution of this work must maintain attribution to the author(s) and the title of the work, journal citation and DOI.

Published under licence by IOP Publishing Ltd

are getting more attention due to lower cost production and easier in preparation [20-25]. In this works, the extracts of *Clitoria ternatea* flowers as dye sensitizer in DSSC. *C. ternatea* dye solution in ethanol was measured with UV-Vis Spectrophotometer. The DSSC was made using configurations of TiO₂ semiconductors which are TiO₂ only and TiO₂ with scattering layers. The Incident photon-to-current Efficiency (IPCE) and current-voltage (I-V) characteristics were measured to define the photo-conversion efficiency (PCE).

2. Experimental

2.1. Plant material

Scientific classification of *Clitoria ternatea* is

Kingdom: Plantae

Order: Fabales

Family: Fabaceae

Genus: *Clitoria*

Species: *C. ternatea*

Local name: Blue Pea, Bunga Telang, Butterfly Pea.

Clitoria ternatea is plant species belonging to Fabaceae Family. It is a native plant to Africa and introduced to lowlands of Asia, Central and South America. *C. ternatea* flowers are widely used as herb tea and coloring for food in Southeast Asia. Other than that, It is used as traditional Ayurvedic medicine in India [26] and traditional Chinese medicine [27]

2.2. Dye preparation

Clitoria ternatea flowers used in this study were cleaned with water and dried at room temperature in shaded places for more than three weeks. It were cut into small pieces and then crushed into powder with Food Grinder (FTC-Z100). Powdered flowers have 20-180 mesh fineness. Prior to usage, it was diluted in ethanol solvent with the composition of 10 gram of *C. ternatea* powder and 100 ml of ethanol. The mixture was sonicated for 60 minutes and then kept in dark place for 72 hours. In order to separate the remained powder, it was filtered with a vacuum pump and stored in a dark glass container. The dark container was used to protect the dye solution from direct light exposure.

2.3. Preparation of dye-sensitized solar cell

Fluorine doped Tin Oxide (FTO) glass was cut into 15 x 20 mm. It was cleaned in an ultrasonic cleaner with distilled water, Isopropanol, acetone sequentially 15 minutes for each process. After dried, the glass was coated with Titanium Dioxide (TiO₂) using blade coating method. The configuration of working electrode for this study were two types, which are TiO₂ only (smaller particle size, 30NRD) and TiO₂ with Scattering layers (Smaller and larger particle size, 30NRD and 400NR). Photoanode TiO₂ only was prepared by coated cleaned FTO glass with TiO₂ with small particle size for dye adsorption. TiO₂ film with scattering layer was prepared by coated FTO glass sequentially with two types of TiO₂ paste which are large (400nm) particle size serve as scattering layer and then sintered 450°C for 30 minutes. After that, the second layer was made by screen printing the smaller (30nm) particle size of TiO₂ on the top of the first layer of 400nm particle size TiO₂, and then sintered 450°C for 30 minutes. The average thickness after sintering process for TiO₂ only was 7 μM, TiO₂ with scattering layer was 10 μM (SURFCOM130A). The cell area was 0.25 cm². Baked working electrode then immersed in the dye solution for 24 hours until dye attached in semiconductor indicated from color changes. Counter electrode using Platinum (Pt) sputtered on FTO glass. Both working and counter electrode assembled in sandwich structure separated with 25 μm (Solaronix Spacer) thickness of the spacer used to create a gap for electrolyte injection. Electrolyte containing of 500 mM of Lithium Iodide (LiI), 50 mM Iodine (I₂), 600 mM Ethylmethylimidazolium dicyanoimide (MeEtIm-DCA), and 580 mM *tert*-butylpyridine (TBP) in Acetonitrile was used to fabricate the DSSCs.

Photovoltaic characterization the DSSCs were made using a solar simulator (Bunko-Keiki Co. Ltd., Model Solar Simulator CEP-2000SRR). The photovoltaic measurement used a 33ck metal mask to avoid the effect of optical reflection from the light source to the cell from the side of the glass.

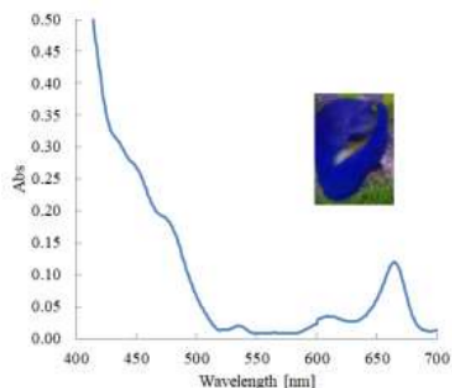


Figure 1. UV-Vis Absorption spectra of Natural dyes: *C. ternatea* in ethanol.

3. Results and Discussions

The Natural dyes from *C. ternatea* flowers extract have been utilized as sensitizers in this study. UV-4 is spectrophotometer (Jusco V-670) was used to characterize the light absorption spectra of dye. The absorption spectra of *C. ternatea* in ethanol solution are shown in figure 1. The maximum peak was recorded at 665 nm. It was found that *C. ternatea* flowers have lower solubility in ethanol that required immersing the powdered flowers for 72 hours before suitable usage in DSSC fabrication.

The Current-Voltage (I-V) characteristics of DSSC fabricated with TiO₂ only and TiO₂ with scattering 23ers were shown in figure 2. The main aspects adjusting the Photoconversion efficiency (PCE) are the short circuit density (Jsc) since open circuit voltage (Voc) and fill factors (FF). It can be seen that PCE of a device fabricated using TiO₂ with scattering layers has increased dramatically from 0.069% to 0.182%. This result was contributed to the enhancement of Jsc parameters. The dramatic boost in Jsc was increased more than twice from 0.203 mA/cm² to 0.481 mA/cm². This effect was donated by an increase of light path and better light management caused by scattering layers [28]. However, fill factors and Voc were not improved so much.

Table 1. I-V Characteristic of DSSCs with *C. ternatea* dye.

	TiO ₂ Only	TiO ₂ + SL
Efficiency [%]	0.069	0.182
FF	0.678	0.700
Voc [V]	0.501	0.539
Jsc [mA/cm ²]	0.203	0.481
Mask Area [cm ²]	0.214	0.214

18

Table 1 shows result of TiO₂ only have J_{sc} of 0.203 mA/cm², Voc 0.501 V, FF 0.678 and PCE 0.069% and TiO₂ with SL have Jsc of 0.481 mA/cm², Voc 0.539 V, FF 0.700 and PCE 0.182% for device with TiO₂ semiconductor. IPCE graph in figure 3 shown that photon to current density on TiO₂ with scattering layer was higher than TiO₂ only configuration. Higher electron injection was confirmed from wider IPCE in 300 to 500 nm wavelength.

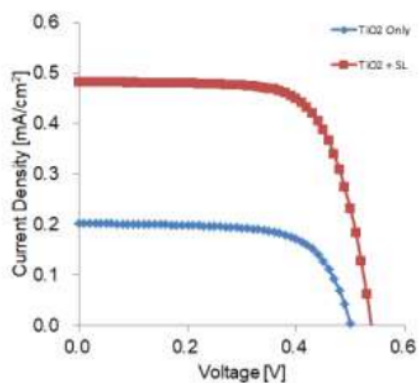


Figure 2. I-V Characteristic of DSSCs

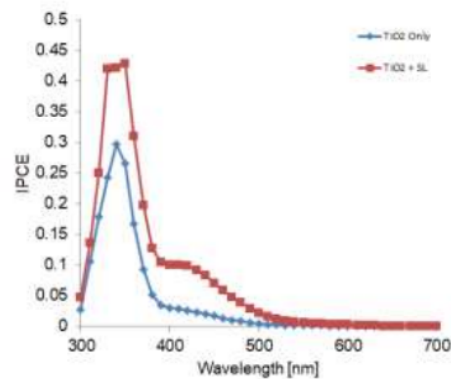


Figure 3. IPCE Spectra of DSSCs

4. Conclusions

DSSC with Natural dye, *Clitoria ternatea* flowers, was fabricated with two configurations of TiO₂ semiconductors which are TiO₂ only and TiO₂ with scattering layer (SL). Cell fabricated with TiO₂ + SL configuration produced higher PCE than a cell with TiO₂ only configuration. Longer light diffusion path on TiO₂ with SL lead to higher electron injection due to a greater probability of light interact with dye in TiO₂ film. IPCE graph confirmed that photon to current density on TiO₂ film with SL was higher. In conclusion, from the result, higher electron injections can be achieved by appropriate light management as one of strategy to enhance the efficiency for further low cost and environment-friendly solar cell.

13

References

- [1] B. O'Reagan, M. Grätzel (1991), A low-cost, high-efficiency solar cell based on dye-sensitized colloidal TiO₂, *Nature*, 535, 737
- [2] Ahmad, M. S., Pandey, A. K., & Rahim, N. A. (2017). Advancements in the development of TiO₂ photoanodes and its fabrication methods for dye sensitized solar cell (DSSC) applications. A review. *Renewable and Sustainable Energy Reviews*, 77, 89-108.
- [3] Divya, C., Janarthanan, B., & Chandrasekaran, J. (2017). Review on Recent Advances in Titanium Dye Oxide Nanoparticles for Dye Sensitized Solar Cell Applications.
- [4] Das, P. P., Roy, A., & Sujatha Devi, P. (2016). Zn₂SnO₄ as an Alternative Photoanode for Dye Sensitized Solar Cells: Current Status and Future Scope. *Transactions of the Indian Ceramic Society*, 75(3), 147-154.
- [5] Wang, D., Liu, S., Shao, M., Li, Q., Gu, Y., Zhao, J., ... & Fang, Y. (2018). Aqueous Solution-Processed Multifunctional SnO₂ Aggregates for Highly Efficient Dye-Sensitized Solar Cells. *Industrial & Engineering Chemistry Research*, 57(21), 7136-7145.

- [6] Omar, A., & Abdullah, H. (2014). Electron transport analysis in zinc oxide-based dye-sensitized solar cells: a review. *Renewable and Sustainable Energy Reviews*, *31*, 149-157.
- [7] Vittal, R., & Ho, K. C. (2017). Zinc oxide based dye-sensitized solar cells: A review. *Renewable and Sustainable energy reviews*, *70*, 930-935.
- [8] Sugathan, John, E., & Sudhakar, K. (2015). Recent improvements in dye sensitized solar cells: A review. *Renewable and Sustainable Energy Reviews*, *52*, 54-64.
- [9] Chen, M., & Shao, L. L. (2016). Review on the recent progress of carbon counter electrodes for dye-sensitized solar cells. *Chemical Engineering Journal*, *304*, 629-645.
- [10] Singh, E., & Nalwa, H. S. (2015). Graphene-based dye-sensitized solar cells: a review. *Science of Advanced Materials*, *7*(10), 1863-1912.
- [11] Lim, S. C., Hsiao, M. C., Lu, M. D., Tung, Y. L., & Tuan, H. Y. (2018). Synthesis of Germanium-Platinum Nanoparticles as High-Performance Catalysts for Spray-Deposited Large-Area Dye-sensitized Solar Cells (DSSC) and Hydrogen Evolution Reaction (HER). *Nanoscale*.
- [12] Chang, P. J., Cheng, K. Y., Chou, S. W., Shyue, J. J., Yang, Y. Y., Hung, C. Y., ... & Chou, P. T. (2016). Tri-iodide reduction activity of shape-and composition-controlled PtFe nanostructures as counter electrodes in dye-sensitized solar cells. *Chemistry of Materials*, *28*(7), 2110-2119.
- [13] Wu, K. L., Huckaba, A. J., Clifford, J. N., Yang, Y. W., Yella, A., Palomares, E., ... & Nazeeruddin, M. K. (2016). Molecularly engineered Ru (II) sensitizers compatible with cobalt (II/III) redox mediators for dye-sensitized solar cells. *Inorganic chemistry*, *55*(15), 7388-7395.
- [14] A. Yella, H.-W. Lee, H. N. Tsao, C. Yi, A. K. Chandiran, Md. K. Nazeeruddin, E. W.-G. Diao, C.-Y. Yeh, S. M. Zakeeruddin and M. Grätzel (2011), "Porphyrin-sensitized solar cells with cobalt (II/III)-based redox electrolyte exceed 12 percent efficiency", *Science*, *334*, 629-633
- [15] Mehmood, U., Hussein, I. A., Harrabi, K., Tabet, N., & Berdiyrov, G. R. (2016). Enhanced photovoltaic performance with co-sensitization of a ruthenium (II) sensitizer and an organic dye in dye-sensitized solar cells. *RSC Advances*, *6*(10), 7747-7901.
- [16] Wang, P., Yang, L., Wu, H., Cao, Y., Zhang, J., Xu, N., ... & Grätzel, M. (2018). Stable and Efficient Organic Dye-Sensitized Solar Cell Based on Ionic Liquid Electrolyte. *Joule*.
- [17] Aghazada, S., Gao, P., Yella, A., Marotta, G., Moehl, T., Teuscher, J., ... & Nazeeruddin, M. K. (2016). Ligand engineering for the efficient dye-sensitized solar cells with ruthenium sensitizers and cobalt electrolytes. *Inorganic chemistry*, *55*(13), 6653-6659.
- [18] Islam, A., Akhtaruzzaman, M., Chowdhury, T. H., Qin, C., Han, L., Bedja, I. M., ... & Reynolds, J. R. (2016). Enhanced photovoltaic performances of dye-sensitized solar cells by co-sensitization of benzothiadiazole and squaraine-based dyes. *ACS applied materials & interfaces*, *8*(7), 4616-4623.
- [19] Zhang, H., He, B., Tang, Q., & Yu, L. (2015). Bifacial dye-sensitized solar cells from covalent-bonded polyaniline-multiwalled carbon nanotube complex counter electrodes. *Journal of Power Sources*, *275*, 489-497.
- [20] Ludin, N. A., Mahmoud, A. A. A., Mohamad, A. B., Kadhum, A. A. H., Sopian, K., & Karim, N. S. A. (2014). Review on the development of natural dye photosensitizer for dye-sensitized solar cells. *Renewable and Sustainable Energy Reviews*, *31*, 386-396.
- [21] Shalini, S., Prasanna, S., Mallick, T. K., & Senthilarasu, S. (2015). Review on natural dye sensitized solar cells: operation, materials and methods. *Renewable and Sustainable Energy Reviews*, *51*, 1306-1325.
- [22] Goswami, D., Sinha, D., & De, D. (2017, March). Nanostructured ZnO and natural dye based DSSC for efficiency enhancement. In *Science Technology Engineering & Management (ICONSTEM), 2017 Third International Conference on* (pp. 556-560). IEEE.
- [23] Yoon, S. J., Lim, I., Kim, J. H., Adhikari, S., Lee, W. Y., Lee, J. K., ... & Han, S. H. (2016). Deprotonated curcumin as a simple and quick available natural dye for dye sensitized solar

- cells. *Energy Sources, Part A: Recovery, Utilization, and Environmental Effects*, 38(2), 183-189.
- [24] Teoli, F., Lucioli, S., Nota, P., Frattarelli, A., Matteocci, F., Di Carlo, A., ... & Forni, C. (2016). Role of pH and pigment concentration for natural dye-sensitized solar cells treated with anthocyanin extracts of common fruits. *Journal of Photochemistry and Photobiology A: Chemistry*, 316, 24-30.
- [25] Hayat, A., Putra, A. E. E., Amaliyah, N., Hayase, S., & Pandey, S. (2018, March). Piper Ornatum and Piper Betle as Organic Dyes for TiO₂ and SnO₂ Dye Sensitized Solar Cells. In *Journal of Physics: Conference Series* (Vol. 979, No. 1, p. 012062). IOP Publishing.
- [26] Mukherjee PK, Kumar V, Kumar NS, Heinrich M (2008). The Ayurvedic medicine Clitoria ternatea-From traditional use to scientific assessment. *J Ethnopharmacol.* 120 (3): 291–301
- [27] Fantz, Paul R. (1991). Ethnobotany of *Clitoria* (Leguminosae). *Economic Botany*. New York Botanical Garden Press. 45 (4): 511–20.
- [28] Goa X.D, Li X.M, Gan X.Y (2013), Enhancing the light harvesting capacity of photo anode films in DSSC. *Chap 7, Solar cell research and application prospective*, INTECH 2013.

Acknowledgment.

The work was part of Grand “PDUPT 2018” from Indonesia Directorate General of Higher Education.

ORIGINALITY REPORT

%27
SIMILARITY INDEX

%21
INTERNET SOURCES

%23
PUBLICATIONS

%19
STUDENT PAPERS

PRIMARY SOURCES

1 en.m.wikipedia.org **%2**
Internet Source

2 Submitted to Lincoln University **%2**
Student Paper

3 umexpert.um.edu.my **%1**
Internet Source

4 Hai Zhang, Zhen-E. Chen, Xu-Feng Zang, Hui Fang. "Optimize the rigid auxiliary groups on the donor to achieve self-inhibiting aggregation of the sensitizers", Solar Energy, 2020 **%1**
Publication

5 Submitted to Higher Education Commission Pakistan **%1**
Student Paper

6 Xiao Yang, Lei Zhou, Ali Feng, Huaibao Tang, Haijun Zhang, Zongling Ding, Yongqing Ma, Mingzai Wu, Shaowei Jin, Guang Li. "Synthesis of nickel sulfides of different phases for counter electrodes in dye-sensitized solar cells by a solvothermal method with different solvents", **%1**

Journal of Materials Research, 2014

Publication

7	www.tandfonline.com Internet Source	% 1
8	www.nature.com Internet Source	% 1
9	K.S. Swathy, P.A. Abraham, N. Rani Panicker, N.C. Pramanik, K. Stanly Jacob. "Nanostructured Anatase Titania Spheres as Light Scattering Layer in Dye-sensitized Solar Cells", Procedia Technology, 2016 Publication	% 1
10	Submitted to Universiti Teknologi MARA Student Paper	% 1
11	Submitted to University of Malaya Student Paper	% 1
12	www.onlinelibrary.wiley.com Internet Source	% 1
13	www.yumpu.com Internet Source	% 1
14	cgcri.csircentral.net Internet Source	% 1
15	Submitted to Indian Institute of Management, Indore Student Paper	% 1

16

www.cheric.org

Internet Source

% 1

17

Jixin Yao, Kang Zhang, Wen Wang, Xueqin Zuo, Qun Yang, Huaibao Tang, Mingzai Wu, Guang Li. " Remarkable Enhancement in the Photoelectric Performance of Uniform Flower-like Mesoporous Fe O Wrapped in Nitrogen-Doped Graphene Networks ", ACS Applied Materials & Interfaces, 2018

Publication

% 1

18

Submitted to University of Bath

Student Paper

% 1

19

"Proceedings of the 2nd International Conference on Communication, Devices and Computing", Springer Science and Business Media LLC, 2020

Publication

% 1

20

Leonard Rößner, Marc Armbrüster. "Electrochemical Energy Conversion on Intermetallic Compounds – a Review", ACS Catalysis, 2019

Publication

% 1

21

Jun Xing, Wen Qi Fang, Zhen Li, Hua Gui Yang. " TiO -Coated Ultrathin SnO Nanosheets Used as Photoanodes for Dye-Sensitized Solar Cells with High Efficiency ", Industrial & Engineering Chemistry Research, 2012

% 1

22

www.iaescore.com

Internet Source

% 1

23

ukm.pure.elsevier.com

Internet Source

<% 1

24

S. G. Chen, S. Chappel, Y. Diamant, A. Zaban.
" Preparation of Nb O Coated TiO Nanoporous
Electrodes and Their Application in Dye-
Sensitized Solar Cells ", Chemistry of Materials,
2001

Publication

<% 1

25

Submitted to Universiti Putra Malaysia

Student Paper

<% 1

26

www.ijert.org

Internet Source

<% 1

27

Alexandria R. C. Bredar, Amanda L. Chown,
Andricus R. Burton, Byron H. Farnum.
"Electrochemical Impedance Spectroscopy of
Metal Oxide Electrodes for Energy Applications",
ACS Applied Energy Materials, 2020

Publication

<% 1

28

Delphine Hablot, Ashraful Islam, Liyuan Han,
Raymond Ziessel. "Metal-Free and Fluorescent
Diketopyrrolopyrrole Fluorophores for Dye-
Sensitized Solar Cells", ChemPlusChem, 2012

Publication

<% 1

29

於2012-05-16提交至Chulalongkorn University

Student Paper

<% 1

30

link.springer.com

Internet Source

<% 1

31

tel.archives-ouvertes.fr

Internet Source

<% 1

32

www.hindawi.com

Internet Source

<% 1

33

www.scirp.org

Internet Source

<% 1

34

Mine Ince, François Cardinali, Jun-Ho Yum , M. Victoria Martínez-Díaz et al. "Convergent Synthesis of Near-Infrared Absorbing, "Push-Pull", Bisthiophene-Substituted, Zinc(II) Phthalocyanines and their Application in Dye-Sensitized Solar Cells", Chemistry - A European Journal, 2012

Publication

<% 1

35

Submitted to Waterford Institute of Technology

Student Paper

<% 1

36

repository.ntu.edu.sg

Internet Source

<% 1

37

Mingxing Wu, Xiao Lin, Yudi Wang, Liang Wang, Wei Guo, Daidi Qi, Xiaojun Peng, Anders Hagfeldt, Michael Grätzel, Tingli Ma.

<% 1

"Economical Pt-Free Catalysts for Counter Electrodes of Dye-Sensitized Solar Cells",
Journal of the American Chemical Society, 2012

Publication

38

Mohammad Dinari, Mohamad Mohsen Momeni, Meysam Goudarzirad. "Dye-sensitized solar cells based on nanocomposite of polyaniline/graphene quantum dots", Journal of Materials Science, 2015

Publication

39

Submitted to Sardar Vallabhbhai National Inst. of Tech.Surat

Student Paper

40

Shanmuganathan Venkatesan, I-Ping Liu, Chiao-Wei Li, Chih-Mei Tseng-Shan, Yuh-Lang Lee. "Quasi-Solid-State Dye-Sensitized Solar Cells for Efficient and Stable Power Generation under Room Light Conditions", ACS Sustainable Chemistry & Engineering, 2019

Publication

EXCLUDE QUOTES ON

EXCLUDE BIBLIOGRAPHY OFF

EXCLUDE MATCHES < 5

WORDS

<% 1

<% 1

<% 1